

Resource 4 (1 of 2)**Ranking U.S. Health Care Against Other Countries**

How the Performance of the U.S. Healthcare System Compares Internationally**Excerpt from the Executive Summary (pp. 5–6)**

The United States health care system is the most expensive in the world, but this report and prior editions consistently show the U.S. underperforms relative to other countries on most dimensions of performance. Among the 11 nations studied in this report—Australia, Canada, France, Germany, the Netherlands, New Zealand, Norway, Sweden, Switzerland, the United Kingdom, and the United States—the U.S. ranks last, as it did in the 2010, 2007, 2006, and 2004 editions of *Mirror, Mirror*. Most troubling, the U.S. fails to achieve better health outcomes than the other countries, and as shown in the earlier editions, the U.S. is last or near last on dimensions of access, efficiency, and equity. In this edition of *Mirror, Mirror*, the United Kingdom ranks first, followed closely by Switzerland. . . .

The most notable way the U.S. differs from other industrialized countries is the absence of universal health insurance coverage. Other nations ensure the accessibility of care through universal health systems and through better ties between patients and the physician practices that serve as their medical homes. The Affordable Care Act is increasing the number of Americans with coverage and improving access to care, though the data in this report are from years prior to the full implementation of the law. Thus, it is not surprising that the U.S. underperforms on measures of access and equity between populations with above average and below-average incomes.

The U.S. also ranks behind most countries on many measures of health outcomes, quality, and efficiency. U.S. physicians face particular difficulties receiving timely information, coordinating care, and dealing with administrative hassles. Other countries have led in the adoption of modern health information systems, but U.S. physicians and hospitals are catching up as they respond to significant financial incentives to adopt and make meaningful use of health information technology systems. Additional provisions in the Affordable Care Act will further encourage the efficient organization and delivery of health care, as well as investment in important preventive and population health measures.

Source: Davis, K., Stremikis, K., Schoen, C., & Squires, D. (2014, June). *Mirror, mirror on the wall, 2014 update: How the U.S. health care system compares internationally*. The Commonwealth Fund. Retrieved from <http://www.commonwealthfund.org/publications/fund-reports/2014/jun/mirror-mirror>












Resource 4 (2 of 2)

Ranking U.S. Health Care Against Other Countries

EXHIBIT ES-1. OVERALL RANKING

COUNTRY RANKINGS

Top 2*
Middle
Bottom 2*

											
	AUS	CAN	FRA	GER	NETH	NZ	NOR	SWE	SWIZ	UK	US
OVERALL RANKING (2013)	4	10	9	5	5	7	7	3	2	1	11
Quality Care	2	9	8	7	5	4	11	10	3	1	5
Effective Care	4	7	9	6	5	2	11	10	8	1	3
Safe Care	3	10	2	6	7	9	11	5	4	1	7
Coordinated Care	4	8	9	10	5	2	7	11	3	1	6
Patient-Centered Care	5	8	10	7	3	6	11	9	2	1	4
Access	8	9	11	2	4	7	6	4	2	1	9
Cost-Related Problem	9	5	10	4	8	6	3	1	7	1	11
Timeliness of Care	6	11	10	4	2	7	8	9	1	3	5
Efficiency	4	10	8	9	7	3	4	2	6	1	11
Equity	5	9	7	4	8	10	6	1	2	2	11
Healthy Lives	4	8	1	7	5	9	6	2	3	10	11
Health Expenditures/Capita, 2011**	\$3,800	\$4,522	\$4,118	\$4,495	\$5,099	\$3,182	\$5,669	\$3,925	\$5,643	\$3,405	\$8,508

Notes: * Includes ties. ** Expenditures shown in \$US PPP (purchasing power parity); Australian \$ data are from 2010.
 Source: Calculated by The Commonwealth Fund based on 2011 International Health Policy Survey of Sicker Adults; 2012 International Health Policy Survey of Primary Care Physicians; 2013 International Health Policy Survey; Commonwealth Fund *National Scorecard 2011*; World Health Organization; and Organization for Economic Cooperation and Development, *OECD Health Data, 2013* (Paris: OECD, Nov. 2013).

Source: Davis, K., Stremikis, K., Schoen, C., & Squires, D. (2014, June). Mirror, mirror on the wall, 2014 update: How the U.S. health care system compares internationally. The Commonwealth Fund. Retrieved from <http://www.commonwealthfund.org/publications/fund-reports/2014/jun/mirror-mirror>