

Name: \_\_\_\_\_

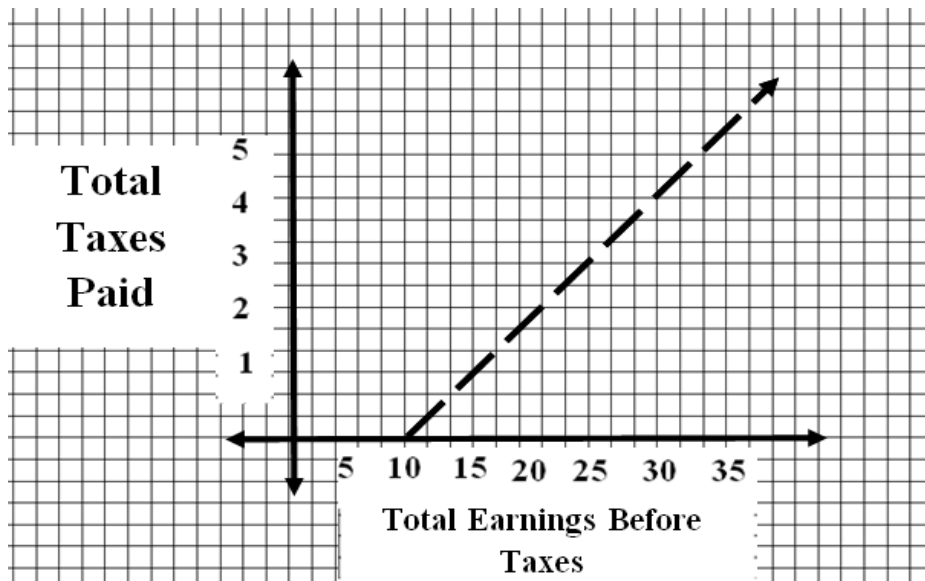
Date: \_\_\_\_\_

### Activity 3 - Answers

#### Correct Quiz Answers--Income Earned and Taxes Paid

Number of questions correct	Earnings	Taxes paid	Total earnings before taxes	Total taxes paid
1	5	0	5	0
2	5	0	10	0
3	5	1	15	1
4	5	1	20	2
5	5	1	25	3
6	5	1	30	4
7	5	1	35	5

1. Graph individual data points from above on the graph below, with the “Total Earnings Before Taxes” on the horizontal-axis and the “Total Taxes Paid” on the vertical-axis.



2. What is the equation of the line for domain values of 0 to 10? [ $y = 0$ ]
3. What is the equation of the line for domain values greater than 10? [ $y = .2(x-10)$ ]

Name: \_\_\_\_\_

Date: \_\_\_\_\_

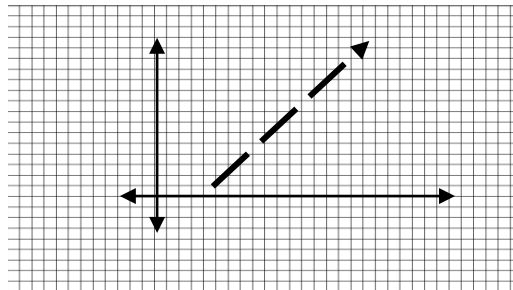
Activity 3 - Answers (continued)

4. Knowing the same dollar amount was taken if a student got 3-7 correct what is the average tax ratio if you get 3 questions correct. How about 4? 5? 6? 7? *[Answers will vary but might include: I think they will be the same because it is the same amount paid for every problem correct.]*
5. Using the data below find the average tax ratio for each total earnings.

Total Earnings Before Taxes	Total Taxes Paid	Average tax ratio
5	0	0
10	0	0
15	1	.066
20	2	.10
25	3	.12
30	4	.133
35	5	.143

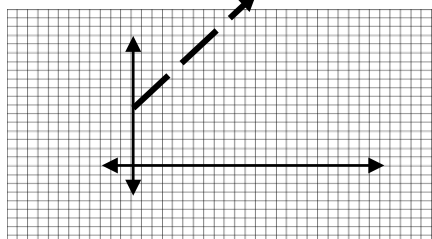
6a. What is a progressive tax? *[A tax that takes a larger percentage of income from people in higher-income groups than from people in lower-income ones.]*

6b. Create a graph of a progressive tax:



7a. What is a regressive tax? *[A tax that takes a larger percentage of income from people in lower-income groups than from higher-income ones.]*

7b. Create a graph of a regressive tax:



Name: \_\_\_\_\_

Date: \_\_\_\_\_

Activity 3 - Answers (continued)

8a. What is a proportional tax? *[A tax that takes the same percentage of income from people in all income groups.]*

8b. Create a graph of a proportional tax:

