

Name: \_\_\_\_\_

Date: \_\_\_\_\_

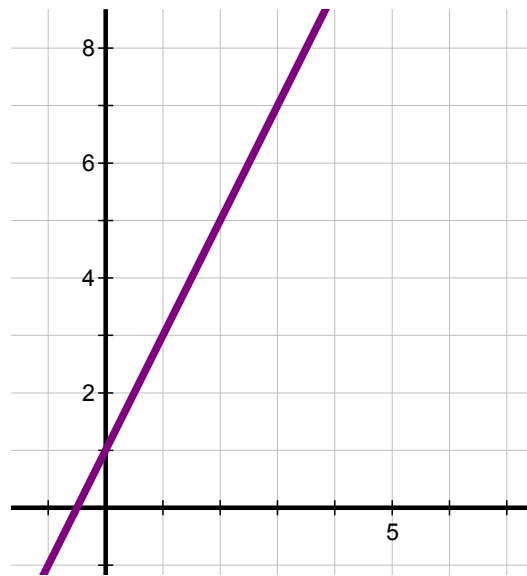
### Activity 1 - Quiz

Circle true or false for each of the following statements.

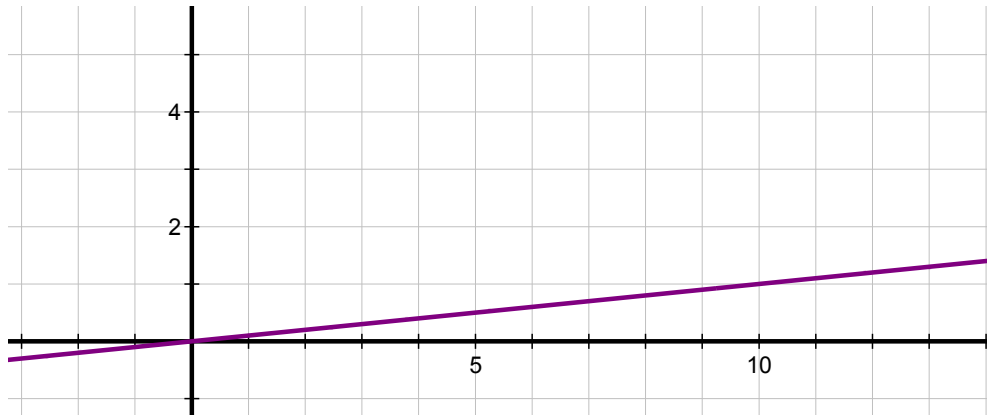
1. True or False: The slope of a line represented by the points in the table below is 1.

<b>x</b>	1	2	3	4	5
<b>y</b>	1	2	3	4	5

2. True or False: The slope of the line represented in the graph below is 2.



3. True or False: The line  $y=0.1x$  is graphed below.



Name: \_\_\_\_\_

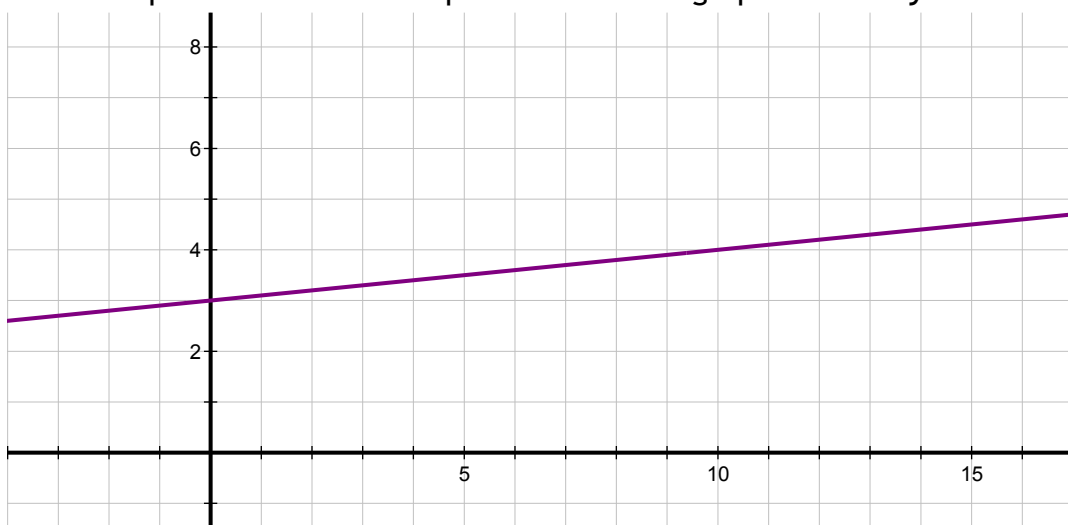
Date: \_\_\_\_\_

Activity 1 - Quiz (continued)

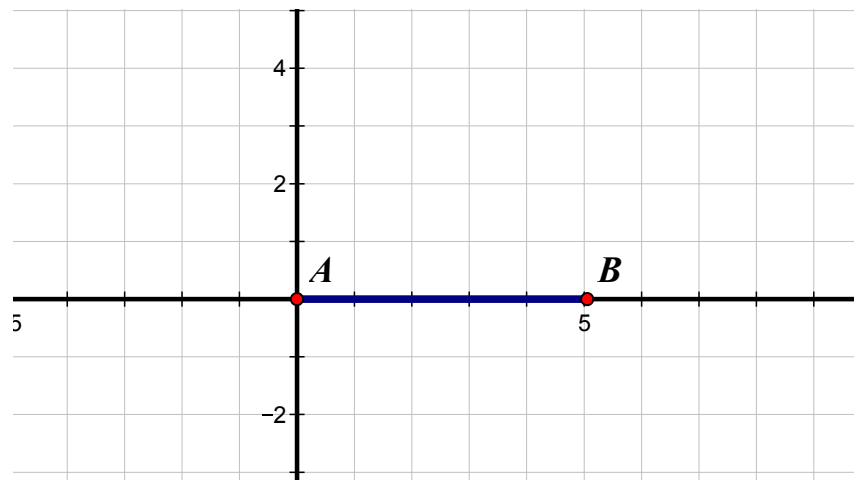
4. True or False: the y-intercept of the line represented by the table of values below is 1.

<b>x</b>	0	1	2	3	4
<b>y</b>	1	2	3	4	5

5. True or False: The equation of the line represented in the graph below is  $y = 0.1x + 3$ .



6. True or False: The slope of the line through segment  $AB$  below is zero.



Name: \_\_\_\_\_

Date: \_\_\_\_\_

Activity 1 - Quiz (continued)

7. True or False: The equation of the line below is  $y = 0.2x - 2$ .

