

Economics of Immigration

Immigration Throughout History



John Kruggel
Associate Director for Program
JMU Center for Economic Education

5/25/2022

kruggejb@jmu.edu

EconEdLink Membership

You can now access CEE's professional development webinars directly on EconEdLink.org! To receive these new professional development benefits, **become an EconEdLink [member](#)**. As a member, you will now be able to:

- Automatically receive a professional development certificate via e-mail within 24 hours after viewing any webinar for a minimum of 45 minutes
- Register for upcoming webinars with a simple one-click process
- Easily download presentations, lesson plan materials and activities for each webinar
- Search and view all webinars at your convenience
- Save webinars to your EconEdLink dashboard for easy access to the event

You may access our new **Professional Development** page [here](#)

CEE Affiliates




A network of 200 nationwide affiliates

Provide professional development for K-12 teachers, advocate for including economics and personal finance in K-12 schools, conduct research, and forge partnerships.

<https://www.councilforeconed.org/resources/local-affiliates/>

Give us a follow



@JMU EconEd on [Twitter](#), [IG](#), [Pinterest](#)

**@JMU Center for Economic Education [FB page](#)
(linked to JMU EconEd)**



How to Edit

Click [Edit This Slide](#) in the plugin to make changes.

Don't have the Nearpod add-on? Open the "Add-ons" menu in Google Slides to install.



Objectives

Big Picture, what should you take away from these webinars?

- 1. The gainers gain more than the losers lose.**
- 2. The difference between the seen and unseen about immigration.**
- 3. Jobs are not a zero-sum equation.**
- 4. People's views on immigration oftentimes depend on whether immigrants are a substitute or a complement to their labor.**

Agenda

5 mins: Introductions

15 mins: Survey and answers

**10 mins: Brief history of immigration in the U.S.
(gallery walk activity)**

**10 mins: Impact of immigrants on wages
(using supply and demand)**

5 mins: Mariel Boatlift example

10 mins: Q & A

Why Immigration?

There are a lot of topics we could cover, so why did we decide to dedicate 4 webinars and 3 local workshops on this topic?

- 1) Harrisonburg is a refugee relocation city.**
- 2) HCPS has the greatest amount of languages spoken by their student population of any school division in VA (percentage-wise).**
- 3) HCPS has the 2nd largest number of languages spoken by their student body based on straight numbers.**
- 4) Immigration has always been a hot button topic.**
- 5) There are a lot of misconceptions regarding economics around immigration.**

Survey

Let's take a look at what we know so far about immigration.

We aren't going to share out any individual results, but I think it's good for us to get a baseline before we get started.

A. Yes

B. No

C. Uncertain

How to Edit

Click [Edit This Slide](#) in the plugin to make changes.

Don't have the Nearpod add-on? Open the "Add-ons" menu in Google Slides to install.



**Let's answer each of these looking at
some additional statistics and
perspectives.**

1) Do immigrants take jobs away from American workers?

It depends.

In the long run most economic studies show immigration has a net positive (at worst, neutral) impact on the labor market.

BUT, specific subsets are hurt worse than others in the short run.

It also depends on where we are in the business cycle. In times of growth, immigration typically has a positive influence on job growth and vice versa.

The screenshot shows a website page with a dark grey background. The main heading is "Facts About Immigration and the U.S. Economy". Below it, there's a section titled "Answers to Frequently Asked Questions" and a "Fact Sheet 2014". A sidebar on the left contains "EPI FAQ", "Download PDF", and "Press release". A "CONTENT" menu on the right lists various topics with right-pointing chevrons. A white popup box with a green envelope icon and a close button (X) is centered over the page. The popup text reads: "Get new research, insightful graphics, and event invites from EPI sent to your inbox every week." Below the text is a text input field with the placeholder "Enter your email address" and a green "Subscribe" button. At the bottom left of the page, there are Facebook and Twitter social media icons.

How to Edit

Click [Edit This Slide](#) in the plugin to make changes.

Don't have the Nearpod add-on? Open the "Add-ons" menu in Google Slides to install.



Displacement Effect

The concern that immigrants push native workers out of jobs is a type of **displacement effect** in the labor market.


The displacement effect argument is one that has been used throughout history in many locations to argue against immigration.

Let's look at a quote about the displacement effect:

“Few of their children in the country learn English...The signs in our streets have inscriptions in both languages...Unless the stream of their importation could be turned they will soon so outnumber us that all the advantages we have will not be able to preserve our language, and even our government will become precarious.”

In the chat:

- 1) What year is this quote from?**
- 2) Who said it?**



Ben Franklin

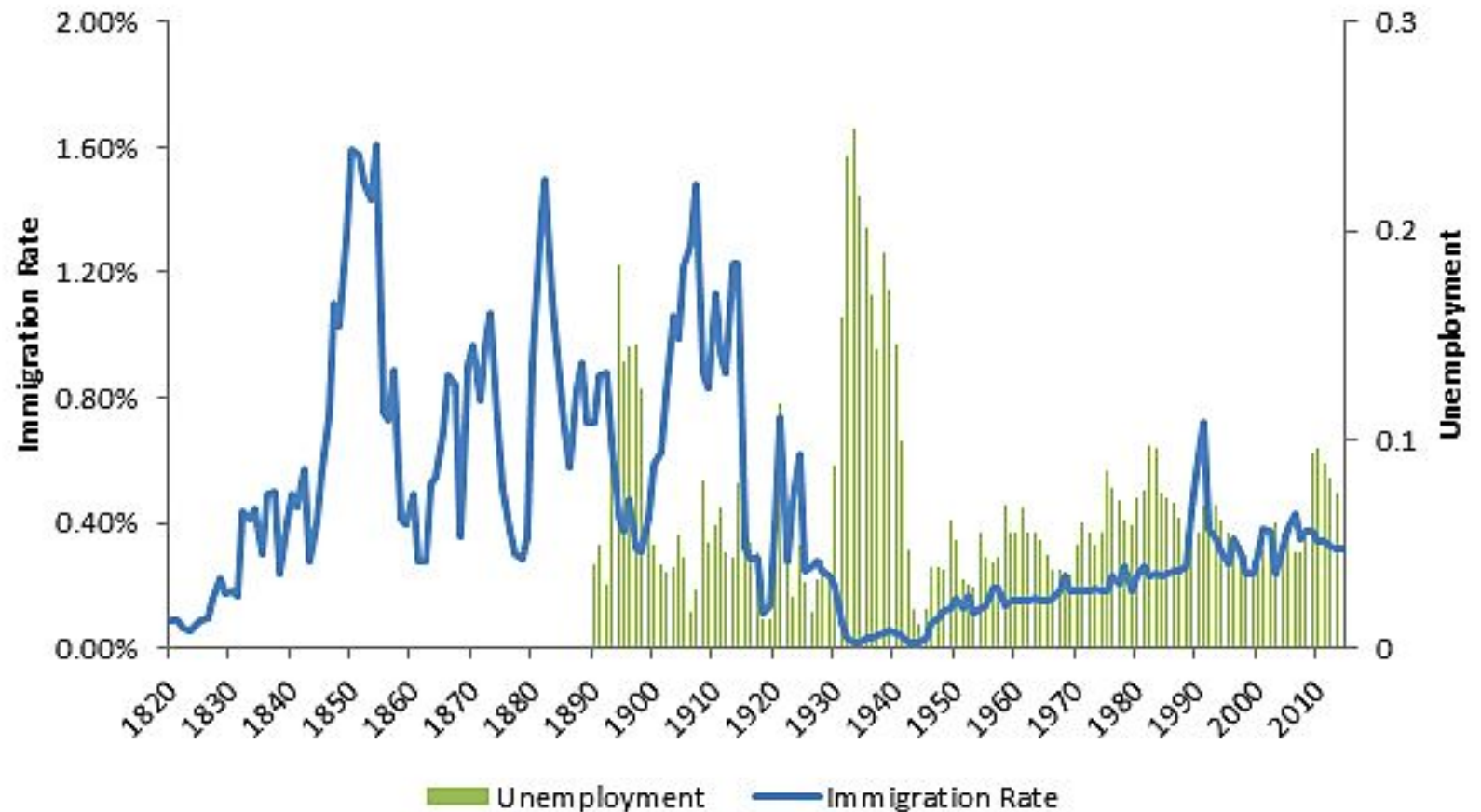
[Letter to Peter Collinson](#)

May 9, 1753

**Letter concerning German
immigrants**

Unemployment and Immigration

More on this in tomorrow's webinar, but I wanted to show the [relationship between immigration and unemployment](#) throughout U.S. history.



2) Does immigration depress wages for American workers?

For the most part, immigration has been consistently shown to have **little to no impact on wages** regardless of skill level or education of the workforce.

- It can actually **HELP** native workers, because they have a comparative advantage when it comes to management positions requiring communication skills.
- There is some evidence that newly arrived immigrants have a negative impact on wages and employment of earlier immigrants.

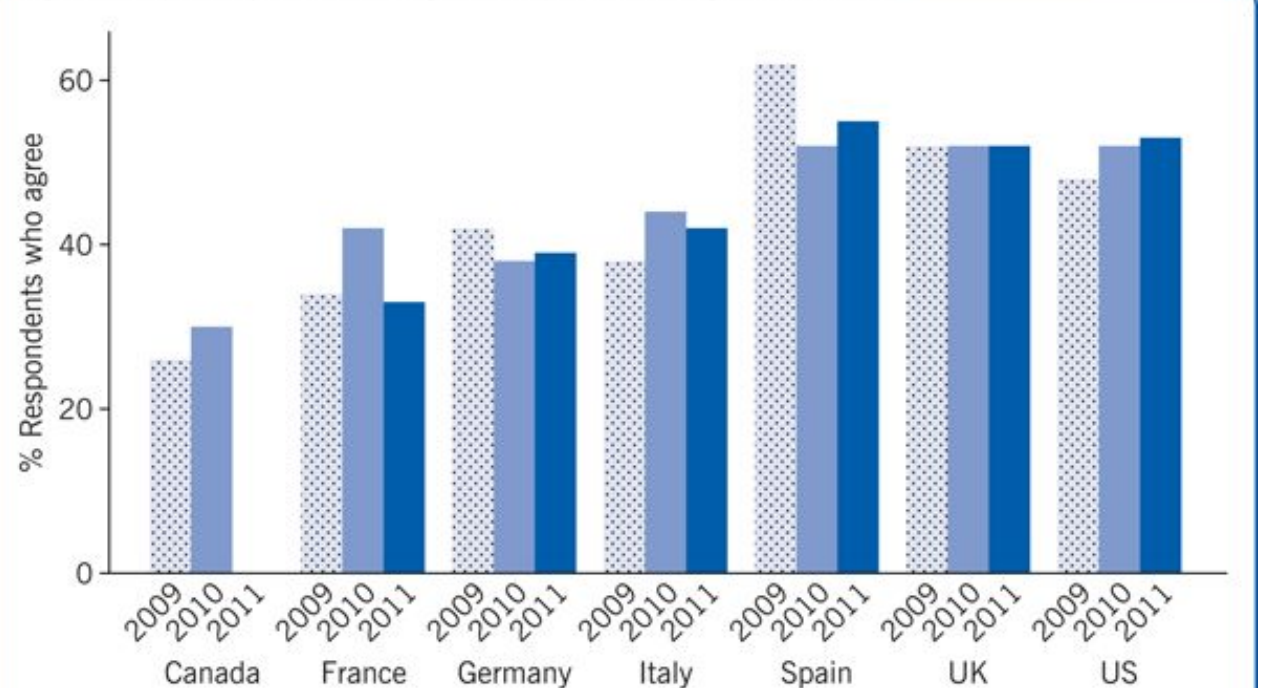
What do most people think?

[This chart](#) illustrates the **seen vs. unseen** argument.

Most studies consistently show the opposite of what many people think regarding immigrants impact on native worker wages.

A question to ask classes is why they think this opinion persists.

Figure 1. Opinion poll: Do immigrants depress the wages of natives?



Source: Transatlantic Trends-Immigration 2011 and 2010
http://trends.gmfus.org/files/2011/12/TTI2011_Topline_final1.pdf
http://trends.gmfus.org/files/archived/immigration/doc/TTI2010_English_Top.pdf

CATO JOURNAL

CURRENT ARCHIVES ABOUT ADVERTISE

The Impact of Immigration on Wages of Unskilled Workers

FALL 2017 • CATO JOURNAL

By Giovanni Peri

How to Edit

Click [Edit This Slide](#) in the plugin to make changes.

Don't have the Nearpod add-on? Open the "Add-ons" menu in Google Slides to install.



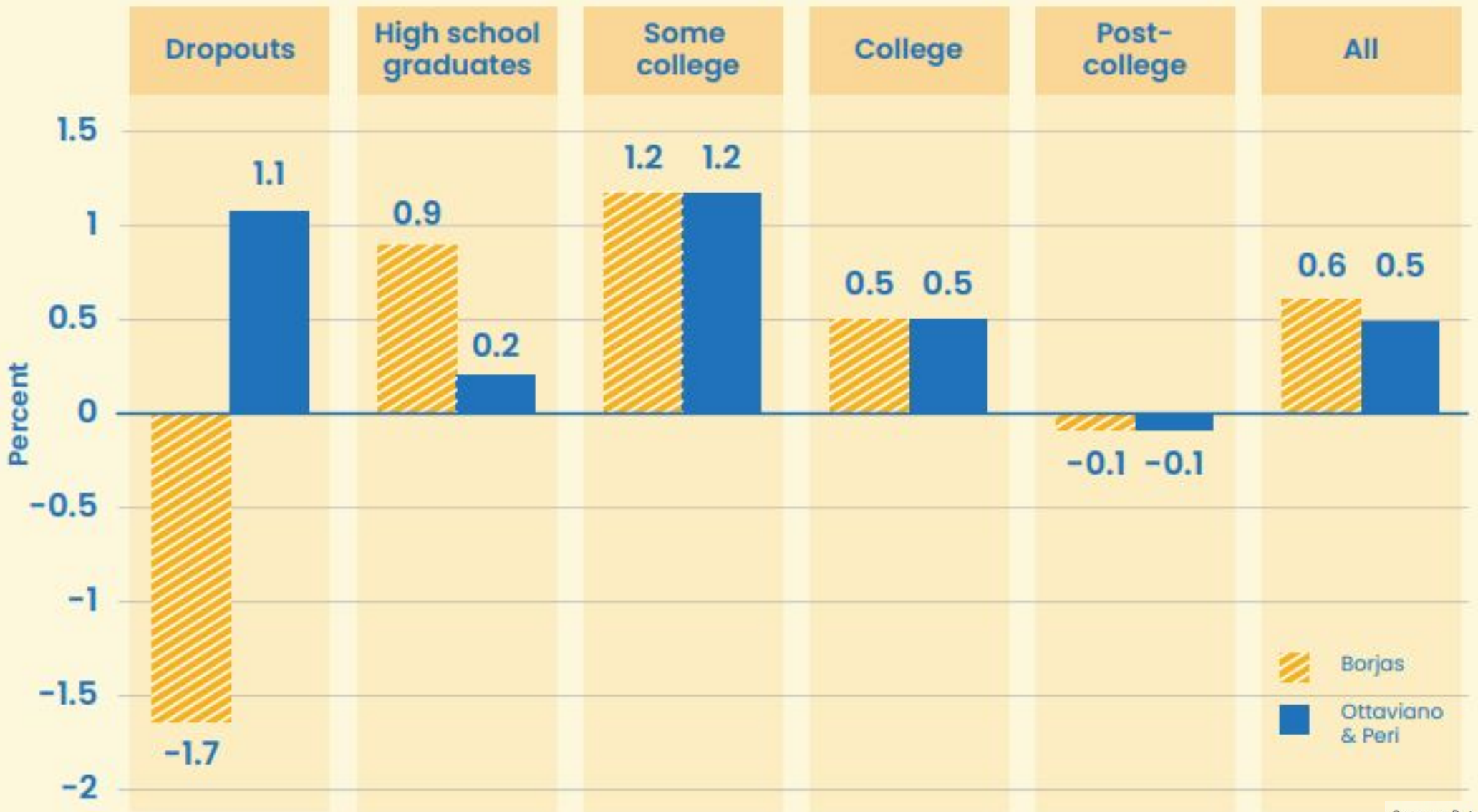


Figure 1. Long-run relative effect of immigration on wages of native-born citizens by education

Sources: Data from George Borjas, *Immigration Economics* (Cambridge, MA: Harvard University Press, 2014), p. 120; National Academy of Sciences, Engineering, and Medicine, *The Economic and Fiscal Consequences of Immigration*, Table 8-14, 2017, pp. 235–37; Gianmarco Ottaviano and Giovanni Peri, "Rethinking the Effect of Immigration on Wages," *Journal of the European Economic Association* 10, no. 1 (2012): 152–97.

The Most Common Arguments Against Immigration and Why They're Wrong

by Alex Nowrasteh



How to Edit

Click [Edit This Slide](#) in the plugin to make changes.

Don't have the Nearpod add-on? Open the "Add-ons" menu in Google Slides to install.



3) What percentage of Fortune 500 companies were founded by immigrants (both 1st and 2nd generation)?

The Center for American Entrepreneurship (CAE) found that in 2017, **43% of Fortune 500 companies** were either founded, or co-founded by first or second generation immigrants.

That number increased to **44% in 2021**.

If you look at the **top 25 firms** in 2017, that number increases to **52%**

Immigrant Founders of the 2017 Fortune 500

How to Edit

Click [Edit This Slide](#) in the plugin to make changes.

Don't have the Nearpod add-on? Open the "Add-ons" menu in Google Slides to install.



Entrepreneurship

So, why do so many immigrants end up being entrepreneurial?

- The economic way of thinking about immigrants and the entrepreneurial spirit is that they are **self-selected risk takers**.

What?

Entrepreneurship

So, why do so many immigrants end up being entrepreneurial?

- The economic way of thinking about immigrants and the entrepreneurial spirit is that they are **self-selected risk takers**.

What?

- Think about the decision-making process here. What type of person leaves everything they have to risk starting a new life in a different country?
- That person is probably **determined, dedicated** and **hard-working**.

Entrepreneurship

So, why do so many immigrants end up being entrepreneurial?

- The economic way of thinking about immigrants and the entrepreneurial spirit is that they are **self-selected risk takers**.

What?

- Think about the decision-making process here. What type of person leaves everything they have to risk starting a new life in a different country?
- That person is probably **determined, dedicated** and **hard-working**.
- **Entrepreneurs are by nature risk-takers**. Again, think about the mindset of someone who would forsake a job at a major business to go start their own company.



THE MEGAPHONE OF MAIN STREET:

presented by
SCORE 

Unsung Entrepreneurs PART I: Immigrant Entrepreneurs

SPRING 2021



More immigrants have been starting businesses

Share of new entrepreneurs by nativity



How to Edit

Click [Edit This Slide](#) in the plugin to make changes.

Don't have the Nearpod add-on? Open the "Add-ons" menu in Google Slides to install.



History of Immigration in America

6 basic phases of immigration policy throughout U.S. History

Pre-1874: “Unrestricted Immigration”

1875-1920: “The First ‘Exclusion’ Laws and Centralized Control of Immigration”

1921-1964: “The National Origins Quota System and End of Anti-Asian Exclusion”

1965-1985: “The End of National Origins Quotas and Creation of Refugee Resettlement”

1986-2000: “The Rise of Immigration Control and Limiting of Immigrants’ Rights”

2001-present: “The Linking of Immigration Control to National Security”

Gallery Walk Activity

I use the 6 phases in immigration throughout US History to set up a gallery walk matching laws passed with the phase in which the laws were passed.

immigration detailed in the Immigration Policy Center paper *Opportunity and Exclusion: A Brief History of U.S. Immigration Policy*.

Phase 1: “Unrestricted Immigration”

Phase 2: “The first ‘exclusion’ laws”

Phase 3: “National Origins quota system”

Phase 4: “Creation of Refugee resettlement”

Phase 5: “Rise of immigration control”

Phase 6: “immigration and national security:

How to Edit

Click [Edit This Slide](#) in the plugin to make changes.


Don't have the Nearpod add-on? Open the “Add-ons” menu in Google Slides to install.



Gallery Walk

Print off the following laws onto slips of paper and tape them around your room. Have students place the laws with the correct phase in US History.

1. [Alien and Sedition Acts](#)
2. [Chinese Exclusion Act](#)
3. [National Origins Act](#)
4. [Alien Registration Act](#)
5. [Immigration Act of 1965](#)
6. [Refugee Act of 1980](#)
7. [Immigration Reform and Control Act](#)
8. [Immigration Act of 1990](#)
9. [REAL ID Act](#)



Gallery Walk Answers

1. “Unrestricted Immigration” Phase:
Alien and Sedition Acts
2. “The First ‘Exclusion’ Laws” Phase:
Chinese Exclusion Act
3. “The National Origins Quota System” Phase:
National Origins Act & Alien Registration Act
4. “Creation of Refugee Resettlement” Phase:
Immigration Act of 1965 & Refugee Act of 1980
5. “Rise of Immigration Control” Phase:
Immigration Reform and Control Act & Immigration Act of 1990
6. “Immigration and National Security” Phase:
REAL ID Act

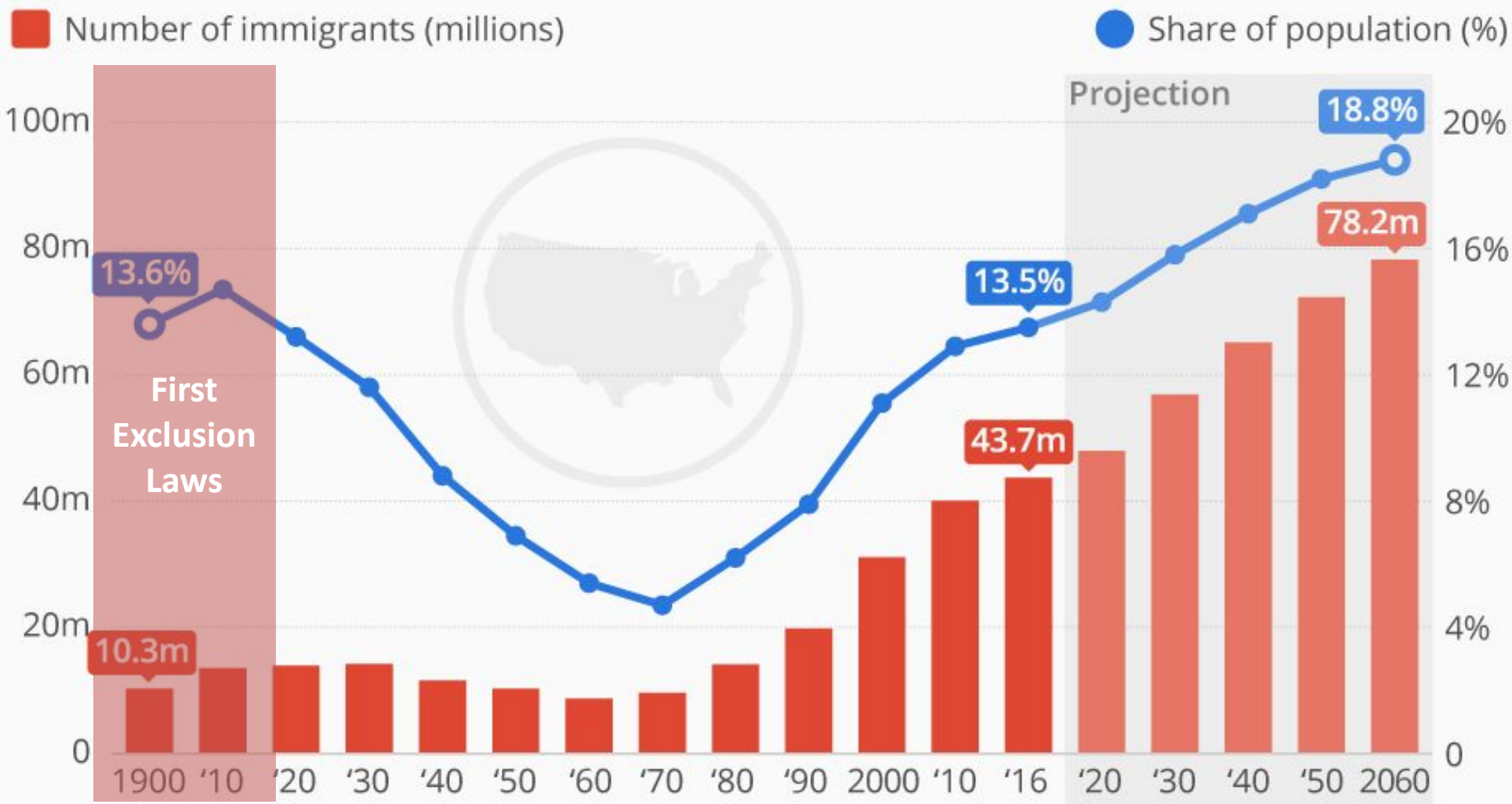
U.S. Immigrant Population Hit Record 43.7 Million In 2016

Number of immigrants in the U.S. and share of population



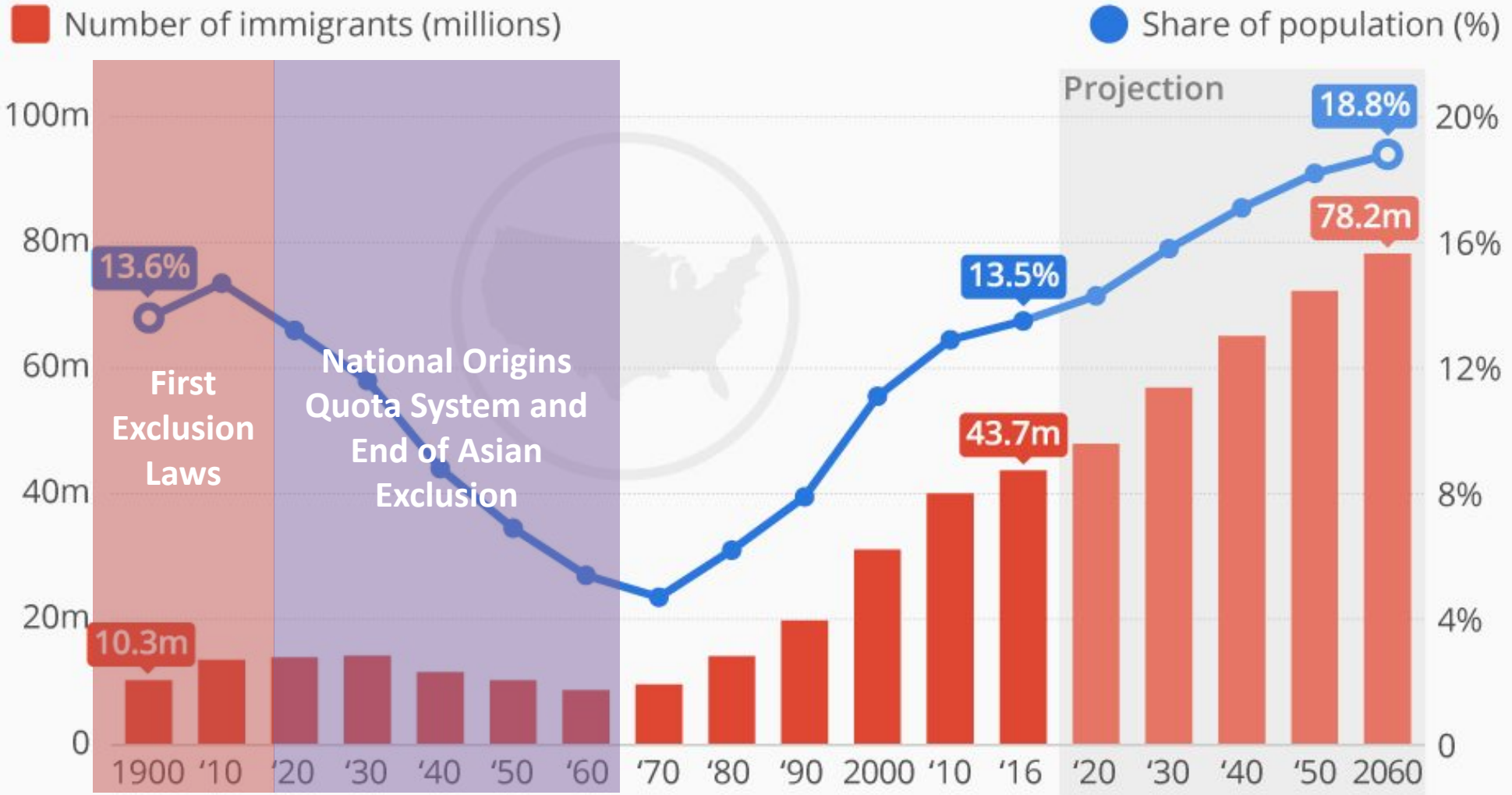
U.S. Immigrant Population Hit Record 43.7 Million In 2016

Number of immigrants in the U.S. and share of population



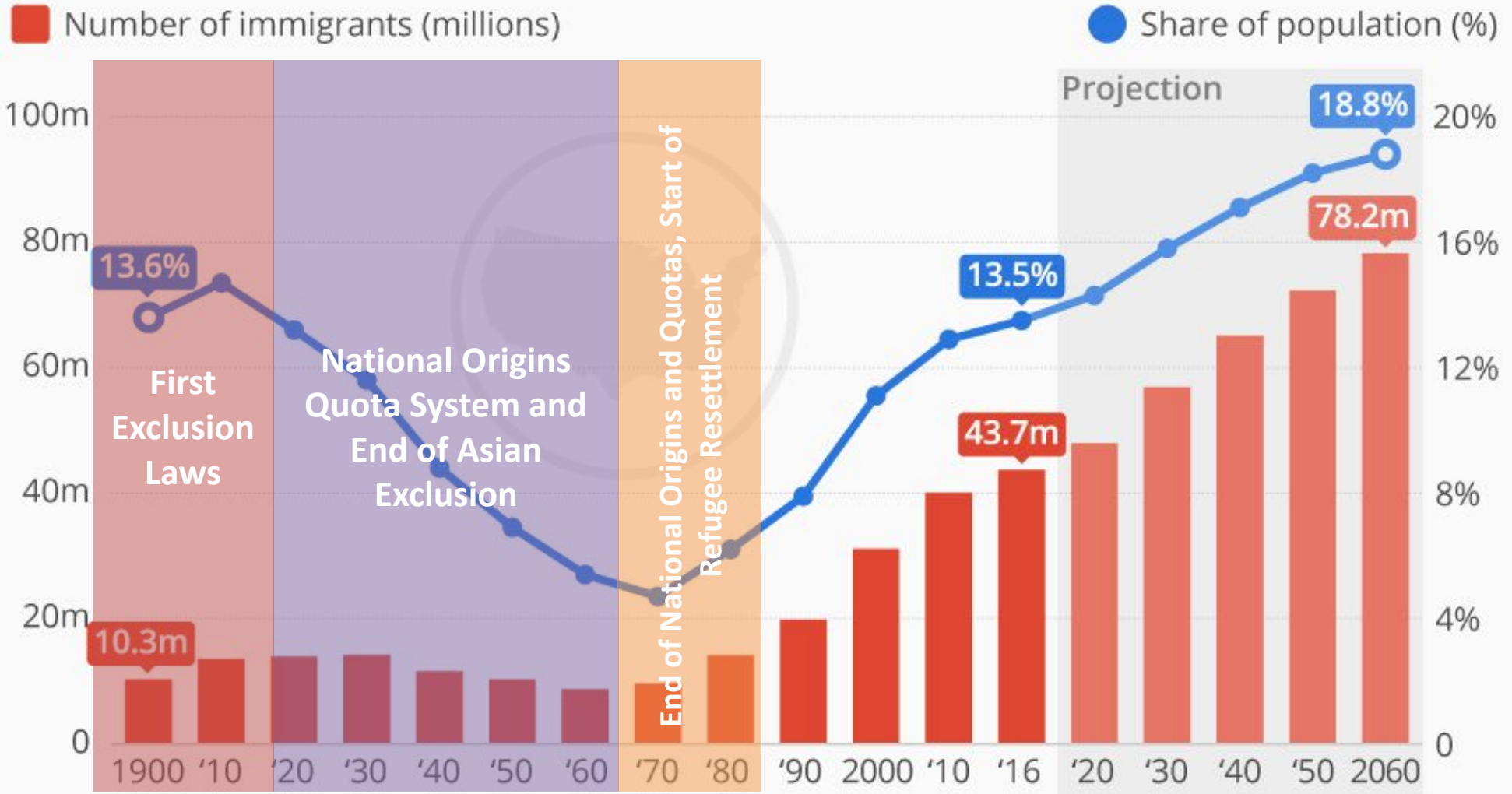
U.S. Immigrant Population Hit Record 43.7 Million In 2016

Number of immigrants in the U.S. and share of population



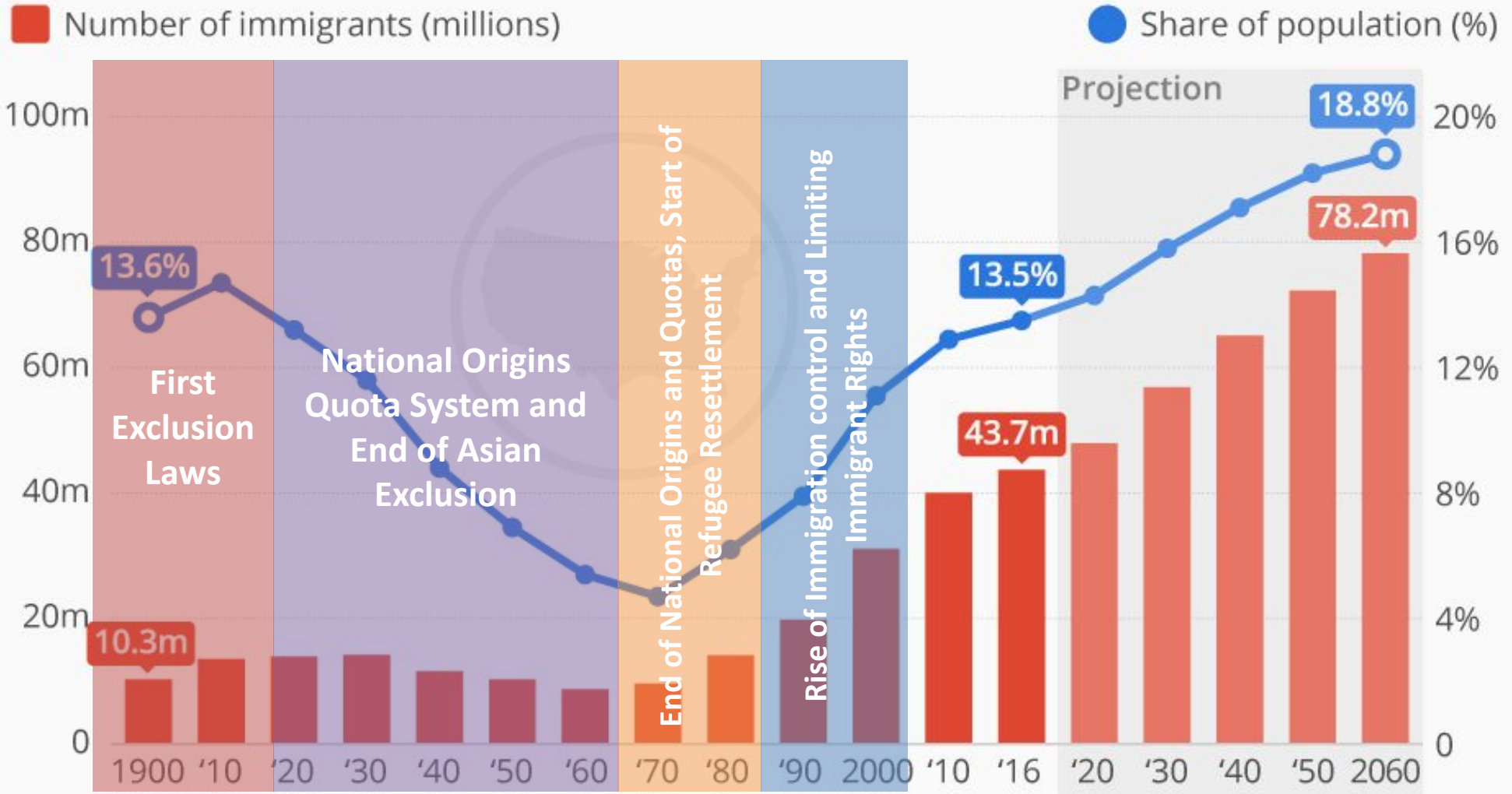
U.S. Immigrant Population Hit Record 43.7 Million In 2016

Number of immigrants in the U.S. and share of population



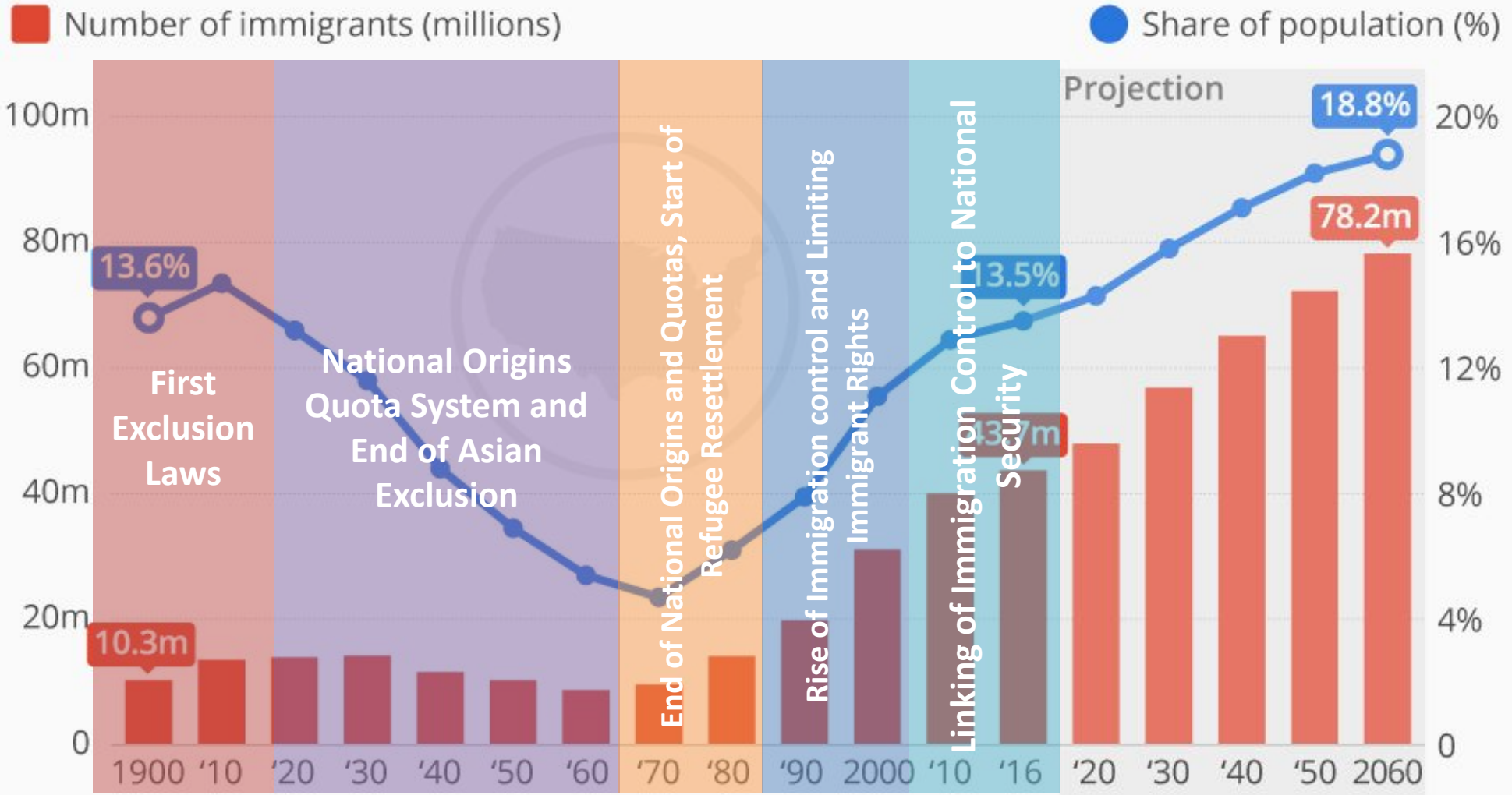
U.S. Immigrant Population Hit Record 43.7 Million In 2016

Number of immigrants in the U.S. and share of population



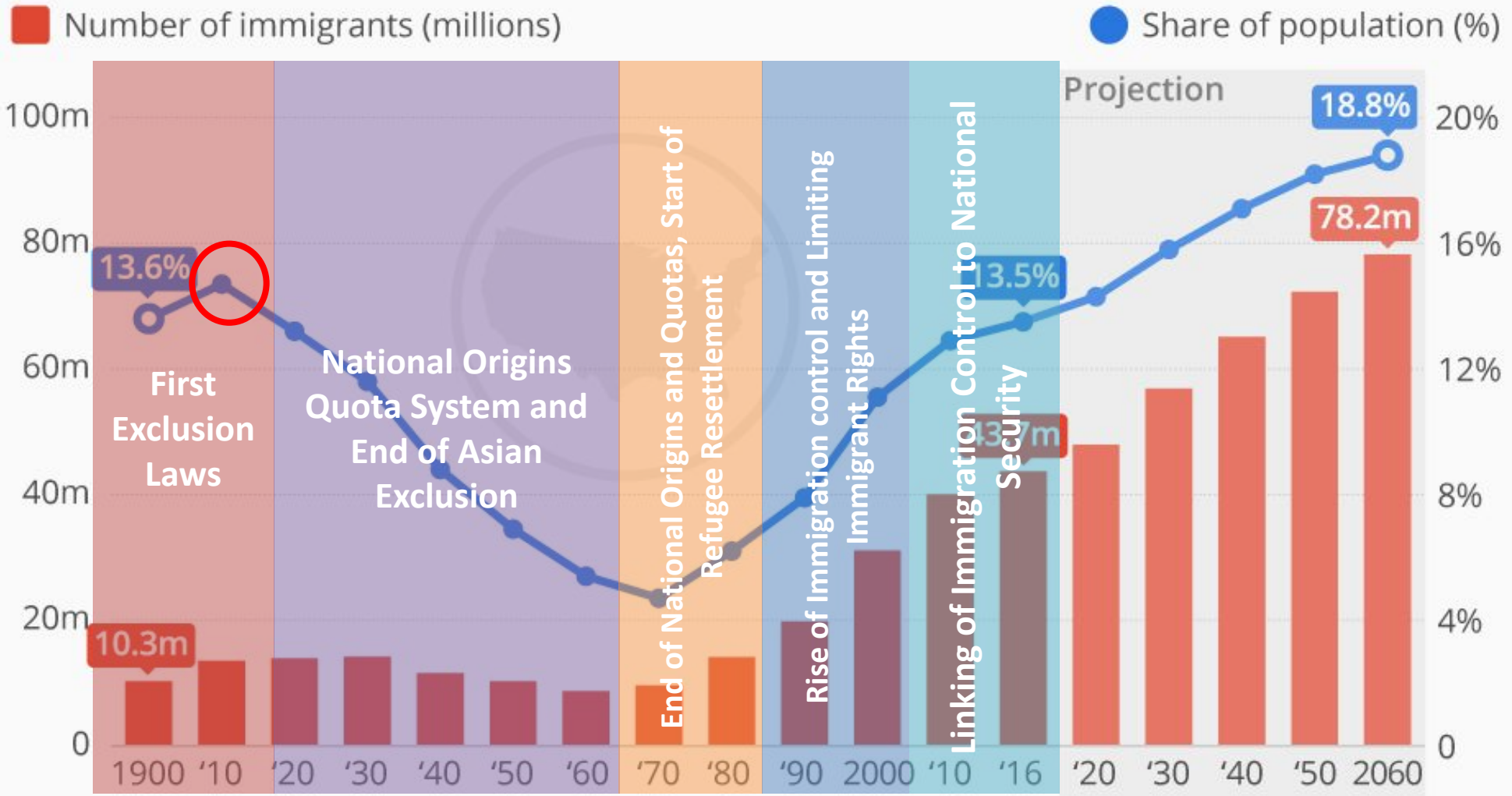
U.S. Immigrant Population Hit Record 43.7 Million In 2016

Number of immigrants in the U.S. and share of population



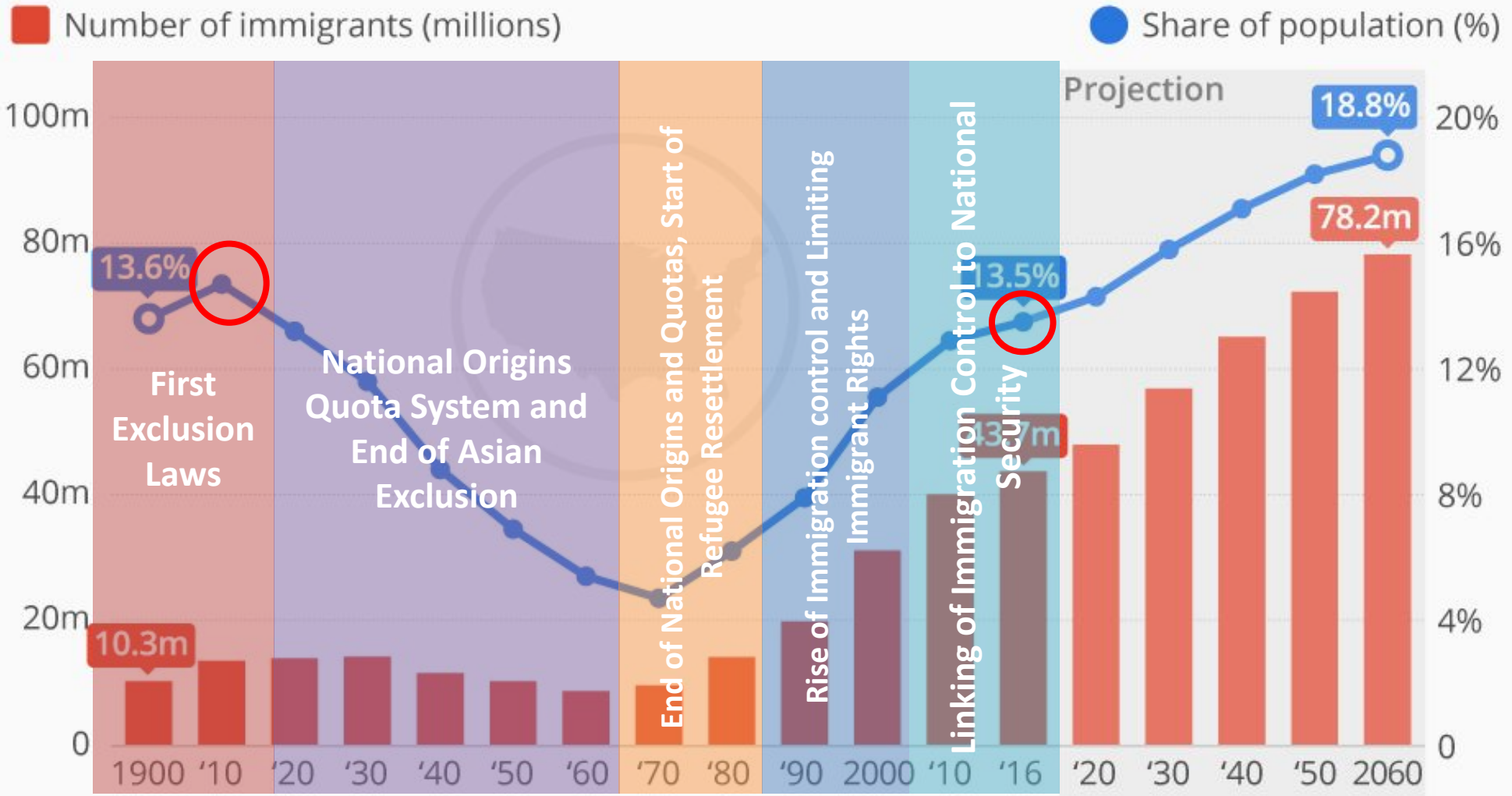
U.S. Immigrant Population Hit Record 43.7 Million In 2016

Number of immigrants in the U.S. and share of population



U.S. Immigrant Population Hit Record 43.7 Million In 2016

Number of immigrants in the U.S. and share of population



Demand for immigrants in U.S. History

Between 1865 and 1920, **more than 28 million immigrants** came to the US.

- They came in search of higher living standards. They came to join relatives or friends already in America. They came because population increases had led to surplus labor in many parts of Europe.
- Some, such as Jews from Russia and Eastern Europe fled religious persecution.
- But many immigrants came because they read advertisements passed out in their home countries, written in their own languages, urging them to come to America. Like this one:

**Sista möjligheten
att billigt erhålla
Land i Kansas.**

**Union Pacific R'y Co. har
bealutat att bringa i marknaden
åtorstoden af sitt land i Kansas,
beläget i Thomas, st. Lohn och
Wallace**

Kansas-Land,

1. som aldrig förr varit i marknaden,
2. som är af aldra bäata beakaffenhet,
3. som kan fås billigt och på lång kredit,
4. son är beläget i en redan civiliserad trakt och inom området af en stat, som år 1885 bade ofver 1,270,000 invånare.

Närmare upplysningar lemnas beredvilligt genom bref eller muntligen af

**LAST CHANCE
TO OBTAIN AT REASONABLE PRICE
LAND IN KANSAS**

Union pacific railway co. has decided to put on the market the last of their land in Kansas, located in Thomas, St John and Wallace counties; and since I have been named head agent for selling this land, I now ask my people to not neglect this chance, that never will be given again, to establish homes and welfare.

The soil is of the best in harvesting rich crops of wheat, rye, oats, corn, sorghum, broom-corn, clover, fruit berries, and all kinds of vegetables, and maize, naturally the top crop.

At the same time it gives good chances for raising cattle in general, and it is so obvious that Kansas is outstanding in swine-raising in the United States.

**MOST GOVERNMENT LAND HAS BEEN
TAKEN**

KANSAS-LAND

1. Has never been on the market
2. Of the very best available
3. Obtained at reasonable price and good credit
4. Is located in an already civilized area in the year of 1885 with a population of 1,270,000.

How to Edit

Click [Edit This Slide](#) in the plugin to make changes.

Don't have the Nearpod add-on? Open the "Add-ons" menu in Google Slides to install.



Sista möjligheten
att billigt erhålla
Land i Kansas.

**Union Pacific R'y Co. har
bealutat att bringa i marknaden
åtorstoden af sitt land i Kansas,
beläget i Thomas, st. Lohn och
Wallace**

Kansas-Land,

1. som aldrig förr varit i marknaden,
2. som är af aldra bäata beakaffenhet,
3. som kan fås billigt och på lång kredit,
4. son är beläget i en redan civiliserad trakt och inom området af en stat, som år 1885 bade ofver 1,270,000 invånare.

Närmare upplysningar lemnas beredvilligt genom bref eller muntligen af

Victor Rylander,
Hufvudagent U.P. R'y Co's
Kansas-Land,

46 South Clark St., Chicago, Ill

**LAST CHANCE
TO OBTAIN AT REASONABLE PRICE
LAND IN KANSAS**

Union pacific railway co. has decided to put on the market the last of their land in Kansas, located in Thomas, St John and Wallace counties; and since I have been named head agent for selling this land, I now ask my people to not neglect this chance, that never will be given again, to establish homes and welfare.

The soil is of the best in harvesting rich crops of wheat, rye, oats, corn, sorghum, broom-corn, clover, fruit berries, and all kinds of vegetables, and maize, naturally the top crop.

At the same time it gives good chances for raising cattle in general, and it is so obvious that Kansas is outstanding in swine-raising in the United States.

**MOST GOVERNMENT LAND HAS BEEN
TAKEN**

KANSAS-LAND

1. Has never been on the market
2. Of the very best available
3. Obtained at reasonable price and good credit
4. Is located in an already civilized area in the year of 1885 with a population of 1,270,000.

For further information either write or contact me in person.

VICTOR RYLANDER
Head Agent U.P.Ry. Co.'s Kansas-Land
46 South Clark St., Chicago, Ill.

In the chat:

- 1) **Why do you think the Union Pacific Railroad would advertise in Sweden?**
- 2) **How does this example relate to today?**

Sista möjligheten
att billigt erhålla
Land i Kansas.

**Union Pacific R'y Co. har
bealutat att bringa i marknaden
åtorstoden af sitt land i Kansas,
beläget i Thomas, st. Lohn och
Wallace**

Kansas-Land,

BUSINESS

Foxconn Considers Bringing Chinese Workers to Wisconsin as U.S. Labor Market Tightens

The Taiwanese supplier to Apple must meet hiring, wage and investment targets by various dates to receive tax and other 'performance-based' benefits

bade ofver 1,270,000 invånare.

Närmare upplysningar lemnas
beredvilligt genom bref eller
muntligen af

Victor Rylander,
Hufvudagent U.P. R'y Co's
Kansas-Land,

46 South Clark St., Chicago, Ill

**LAST CHANCE
TO OBTAIN AT REASONABLE PRICE
LAND IN KANSAS**

Union pacific railway co. has decided to put on the market the last of their land in Kansas, located in Thomas, St John and Wallace counties; and since I have been named head agent for selling this land, I now ask my people to not neglect this chance, that never will be given again, to establish homes and welfare.

The soil is of the best in harvesting rich crops of wheat, rye, oats, corn, sorghum, broom-corn,



In the chat:

1) Why do you think the Union Pacific Railroad would

By [Yang Jie](#), [Shayndi Raice](#) and [Eric Morath](#)

346 COMMENTS

1. Updated Nov. 6, 2018 4:00 p.m. ET

2. MOUNT PLEASANT, Wis.— [Foxconn Technology](#) 2354 0.75% ▲ Group is considering bringing in personnel from China to help staff a large facility under construction in southern Wisconsin as it struggles to find engineers and other workers in one of the tightest labor markets in the U.S.

Head Agent U.P. R'y. Co.'s Kansas-Land
46 South Clark St., Chicago, Ill.

Sista möjligheten
att billigt erhålla
Land i Kansas.

**Union Pacific R'y Co. har
bealutat att bringa i marknaden
åtorstoden af sitt land i Kansas,
beläget i Thomas, st. Lohn och
Wallace**

Kansas-Land,

BUSINESS

Foxconn Considers Bringing Chinese Workers to Wisconsin as U.S. Labor Market Tightens

The Taiwanese supplier to Apple must meet hiring, wage and investment targets by various dates to receive tax and other 'performance-based' benefits

bade ofver 1,270,000 invånare.

Närmare upplysningar lemnas
beredvilligt genom bref eller
muntligen af

Victor Rylander,
Hufvudagent U.P. R'y Co's
Kansas-Land,

46 South Clark St., Chicago, Ill

**LAST CHANCE
TO OBTAIN AT REASONABLE PRICE
LAND IN KANSAS**

Union pacific railway co. has decided to put on the market the last of their land in Kansas, located in Thomas, St John and Wallace counties; and since I have been named head agent for selling this land, I now ask my people to not neglect this chance, that never will be given again, to establish homes and welfare.

The soil is of the best in harvesting rich crops of wheat, rye, oats, corn, sorghum, broom-corn,



In the chat:

1) Why do you think the Union Pacific Railroad would

By [Yang Jie](#), [Shayndi Raice](#) and [Eric Morath](#)

346 COMMENTS

Updated Nov. 6, 2018 4:00 p.m. ET

MOUNT PLEASANT, Wis.— [Foxconn Technology](#) 2354 0.75% ▲ Group is considering bringing in personnel from China to help staff a large facility under construction in southern Wisconsin as it struggles to find engineers and other workers in one of the tightest labor markets in the U.S.

Head Agent U.P. R'y. Co.'s Kansas-Land
46 South Clark St., Chicago, Ill.

New home buyers will pay for Arizona's construction worker shortage

Catherine Reagor, Arizona Republic Published 2:53 p.m. MT Sept. 4, 2018

Shortage of trade workers hurting Fort Collins housing market

Pat Ferrier, Fort Collins Coloradoan Published 10:32 p.m. MT Aug. 11, 2018

Montana Wages Increasing, But State Faces Labor Shortage

By CORIN CATES-CARNEY • SEP 4, 2018

\$75,000 a year with benefits; no college needed. Yet local employers can't fill jobs

BRIEF

Crab industry labor shortage upsets supply chain



BY DYLAN JACKSON
djackson@miamiherald.com



September 04, 2018 01:06 PM

ECONOMICS

The US Labor Shortage That Will Only Get Worse

April 3, 2018 5:41 pm by Gary D. Halbert

Economists offer suggestions to tackle Montana's looming severe workforce shortage

DAVID ERICKSON david.erickson@missoulian.com Apr 24, 2018

American businesses can't find workers

by Patrick Gillespie @CNMoney

January 17, 2018: 4:28 PM ET

Recommend 51



'They're not paying enough.'
Charlotte employers struggle with worker shortage.



BY DEON ROBERTS
deroberts@charlotteobserver.com



September 04, 2018 05:21 PM
Updated 7 hours 38 minutes ago

Technology

Chamber offers solutions for Jacksonville's IT labor shortage

By Will Robinson - Reporter, Jacksonville Business Journal
Aug 28, 2018, 3:09pm

2018's challenge: Too many jobs, not enough workers

By Danielle Paquette

December 28, 2017

News regarding labor shortages in U.S.

econedlink
www.econedlink.org



New home buyers will pay for Arizona's construction worker shortage

Catherine Reagor, Arizona Republic Published 2:53 p.m. MT Sept. 4, 2018

Shortage of trade workers hurting Fort Collins market

Pat Ferrier, Fort Collins Coloradoan Published

\$75,000

Montana Wages Increasing, But State Faces Labor Shortage

By CORIN CATES-CARNEY • SEP 4, 2018

BUSINESS

'They're not paying...
Charlotte em...
work

Easiest way to get rid of a shortage, increase the price: AKA wages

Industry labor shortage upsets supply chain

01:06 PM
ECONOMICS

The US Labor Shortage That Will Only Get Worse

April 3, 2018 5:41 pm by Gary D. Halbert

Economists offer suggestions to tackle Montana's looming severe workforce shortage

DAVID ERICKSON david.erickson@missoulian.com Apr 24, 2018

American businesses can't find workers

by Patrick Gillespie @CNMoney

January 17, 2018: 4:28 PM ET

Challenges for Jacksonville's IT labor shortage

By Will Robinson
Aug 28, 2018, 3:00

2018's challenge: Too many jobs, not enough workers

By Danielle Paquette

December 28, 2017

Recommend 51



“History doesn’t repeat itself, but it often rhymes”

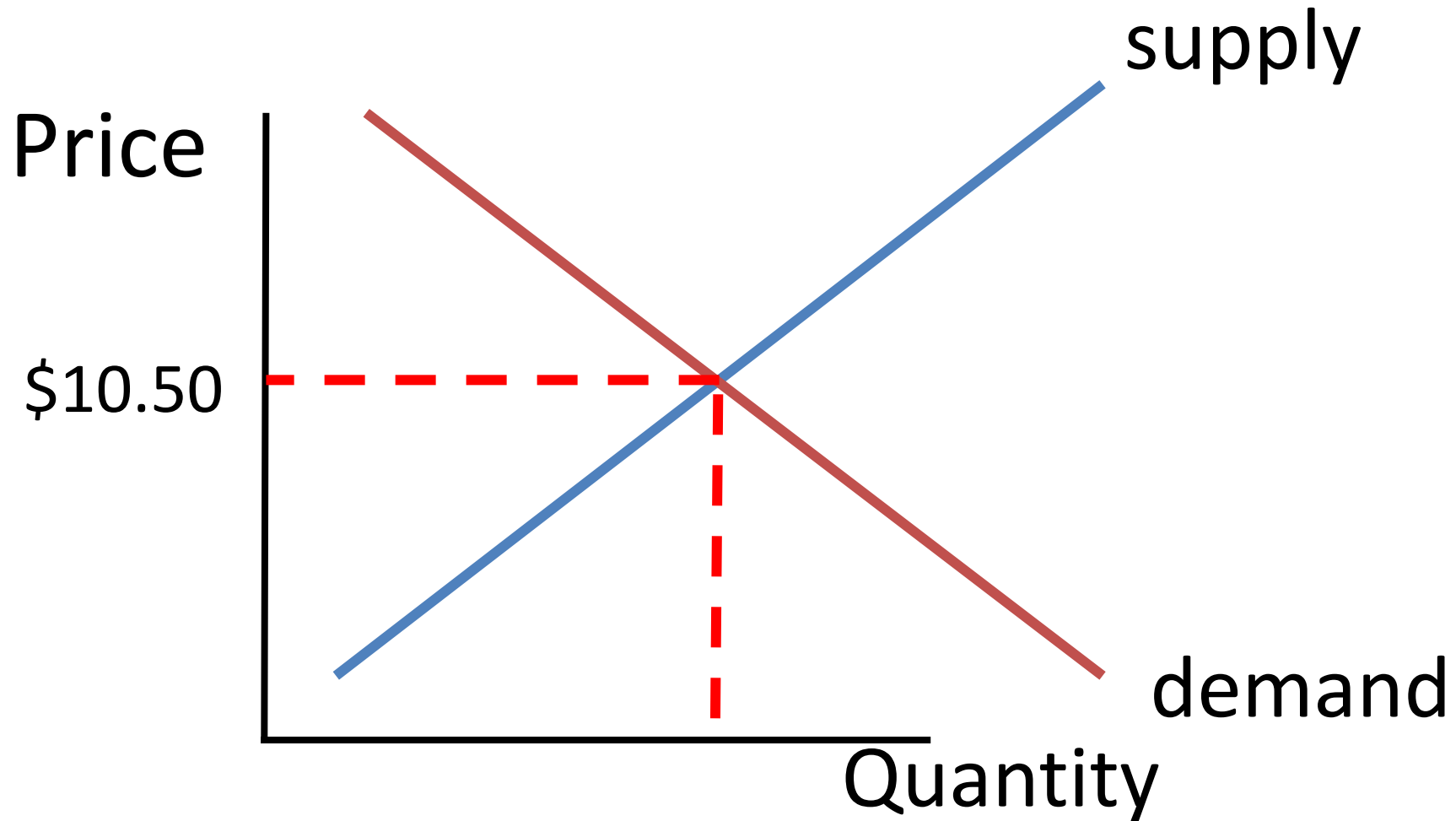
--Attributed to Mark Twain

The push for immigrants in the late 1800s lead to a backlash against immigrants due to fears about job competition.

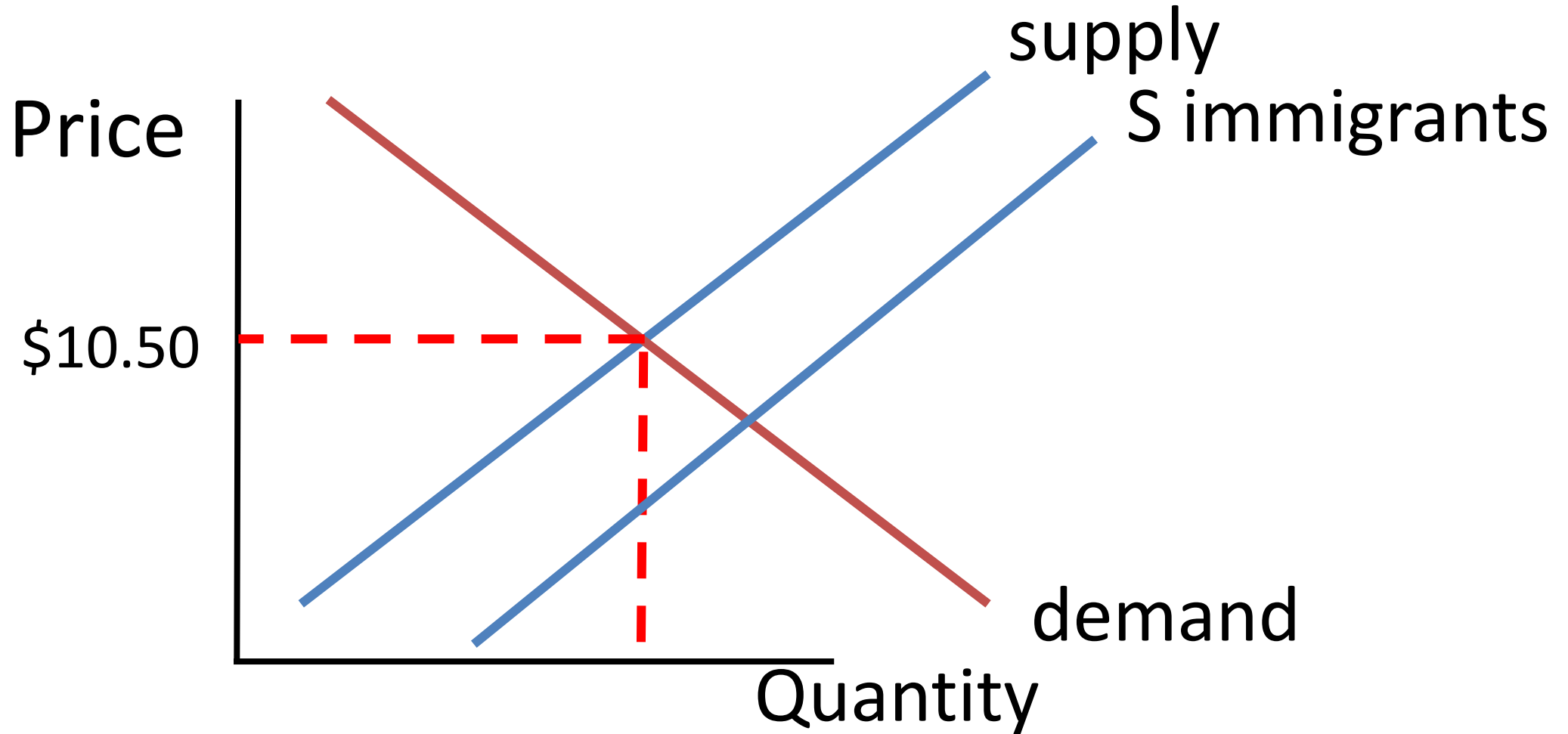
People also worried that an influx in immigrants would drive down wages.

--Let’s graph this out!

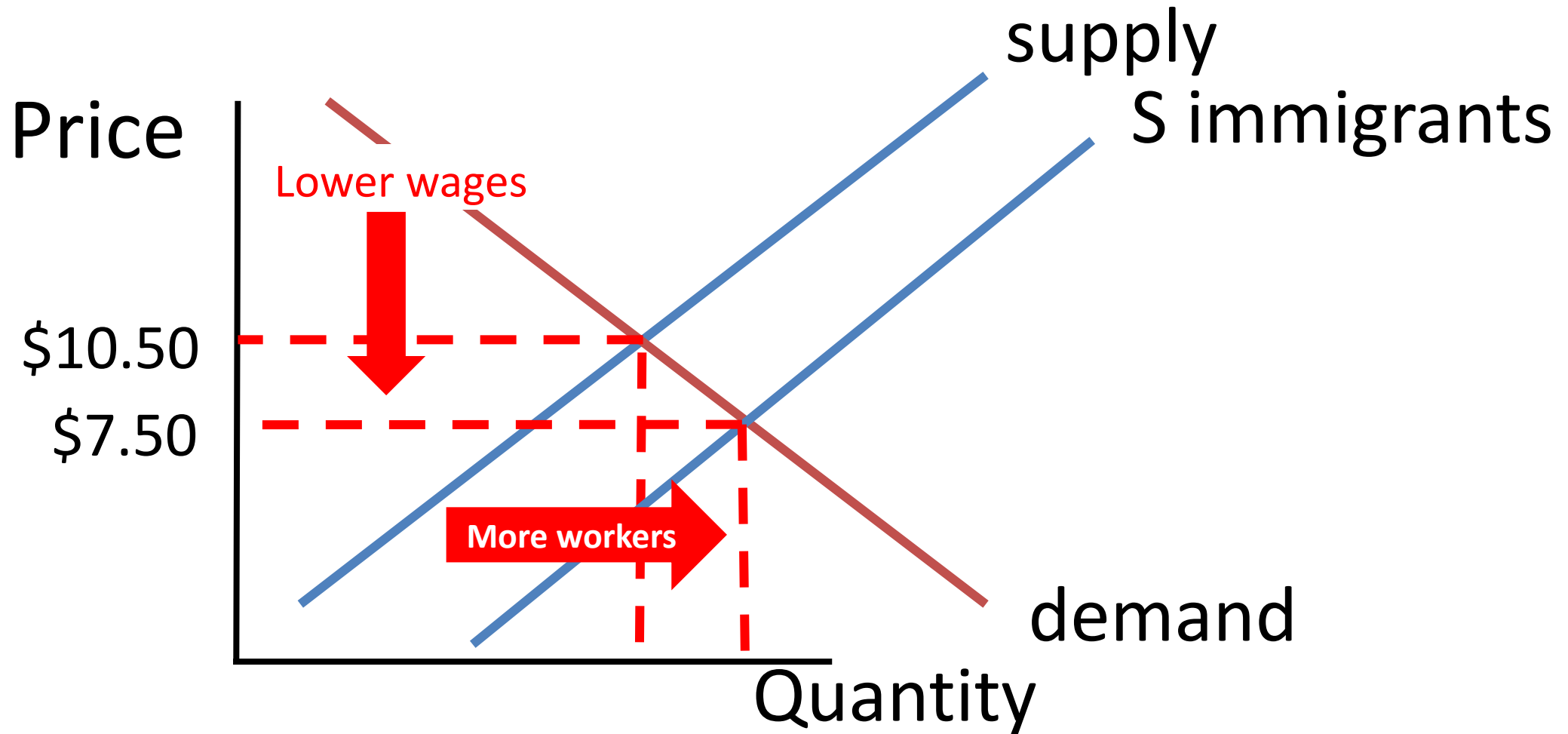
Wages practice



Wages practice



Wages practice

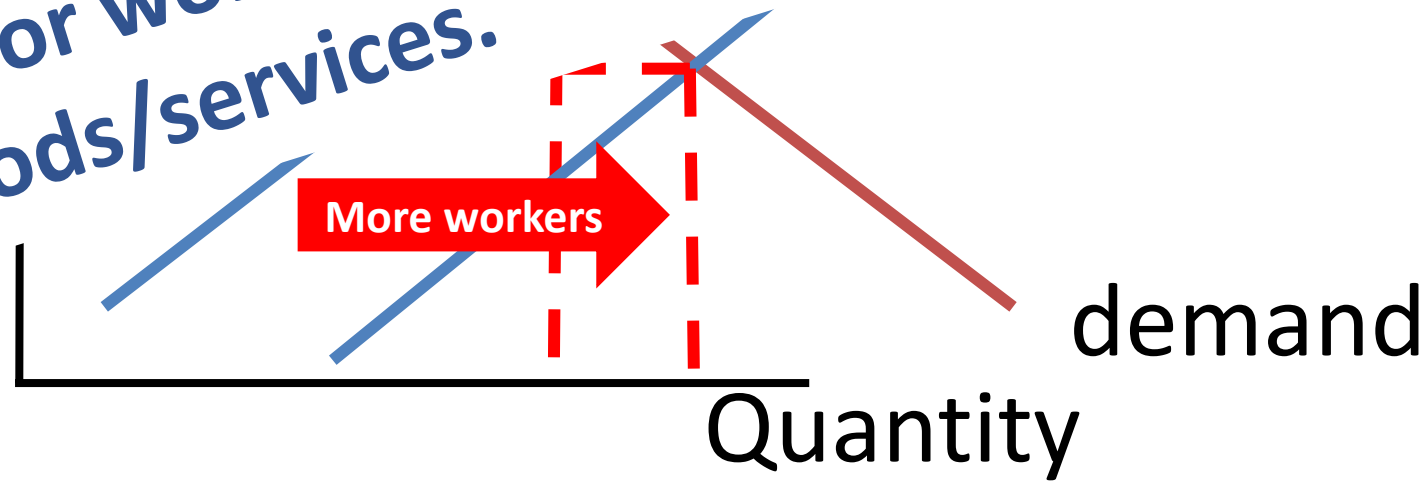


Wages practice

Price ↓

More workers can create higher demand for goods/services. Which creates a higher demand for workers to fill the demand for more goods/services.

migrants



That's half the story

The argument made that immigrants depress wages only takes into account the increase in population.

This is the **supply side** of the equation.

It leaves out the **demand side** of the equation.

Let's look at an example from the 1980s to help.

Mariel Boatlift

Perhaps the most frequently cited event in U.S. history regarding the impact of immigration on local labor is the Mariel Boatlift from April of 1980.

Basic background: In April of 1980, Fidel Castro announced that all Cubans wanting to emigrate to the U.S. were free to board boats at the port of Mariel.

~**125,000 Cuban refugees** fled to Florida between April and October of 1980.

This event created an opportunity for economists to study the impact a sudden wave of immigrants might have on the local population.



Cuban refugees came in **1,700 boats** like these. Most were overcrowded and risked capsizing (27 died coming to Florida).

Mariel Boatlift

The population of Miami **increased by 7% in 42 days**. This is a significant shock to the labor supply.

There have been a number of studies that looked at the impact on local workers.



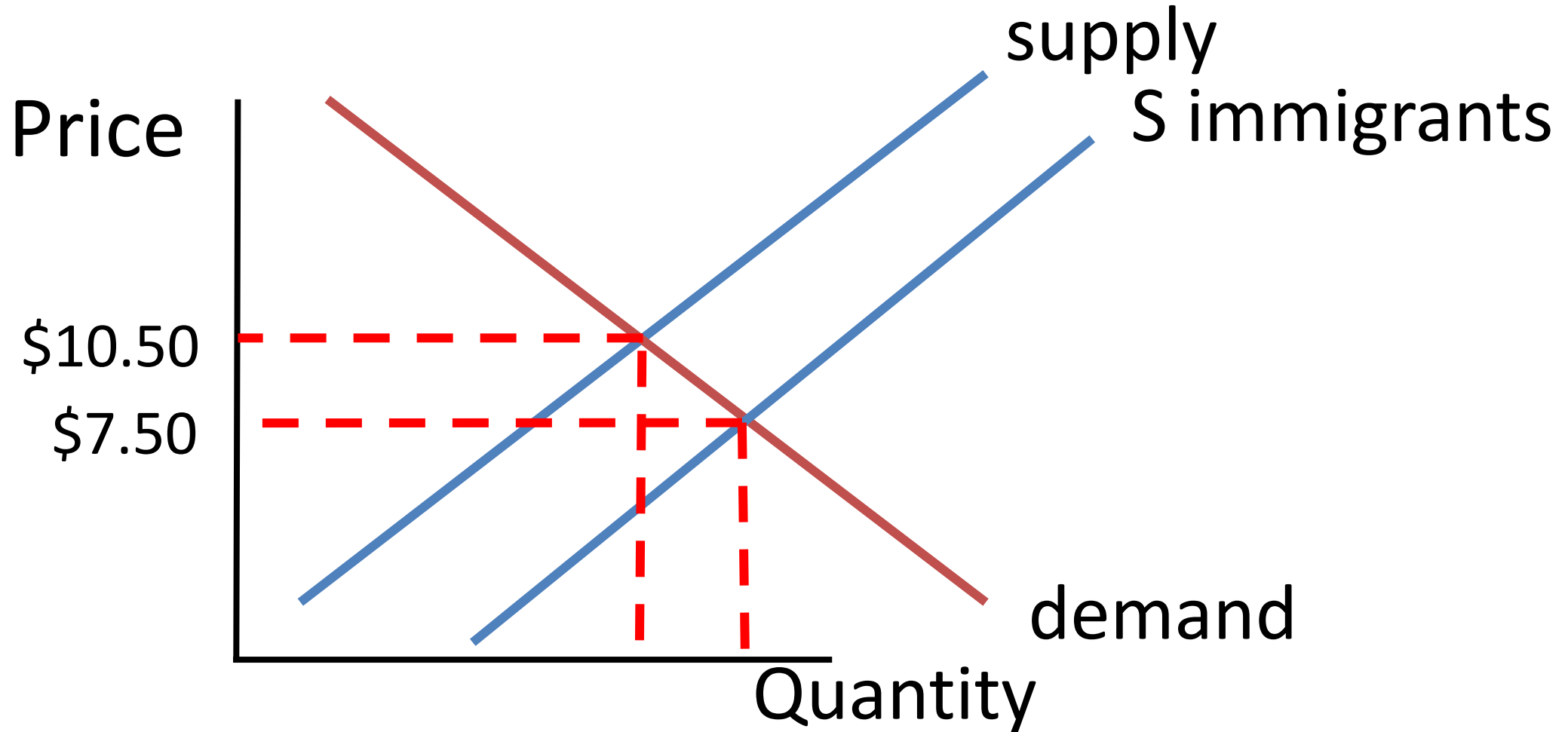
Maribel Boatlift

One major study conducted in 2017 shows the labor shock negatively impacted native workers who had less than a high school diploma, in part because many of the Cuban refugees were substitutes to those workers and were competing for similar jobs.

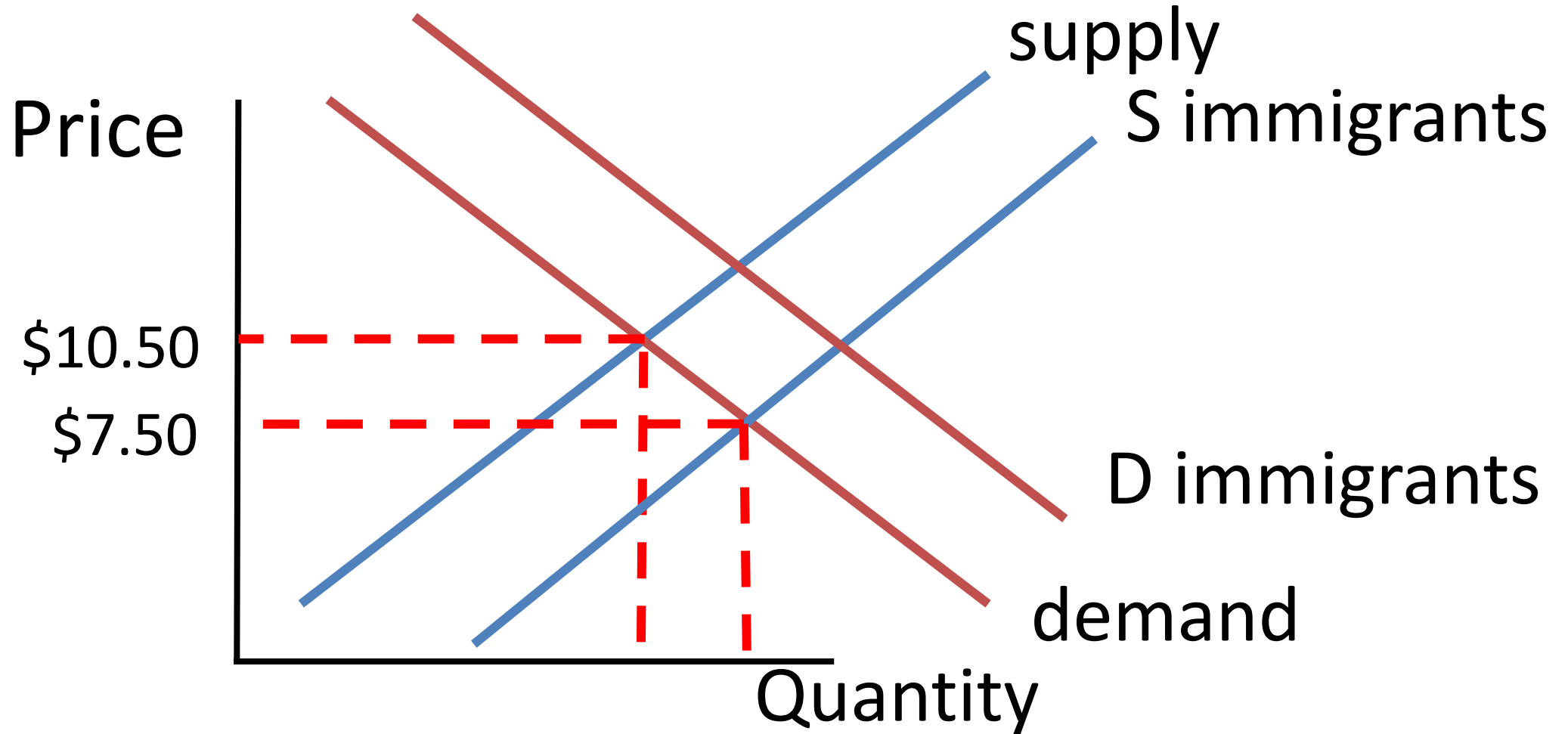
However, a number of studies have come out showing the flaws in the 2017 study. The follow-ups have shown a **minimal impact on wages in the short run and no negative impact in the long run** (possibly a positive impact).

**We've looked at the supply-side
impact on immigrant labor.
What can the Mariel Boatlift
show about the demand-side?**

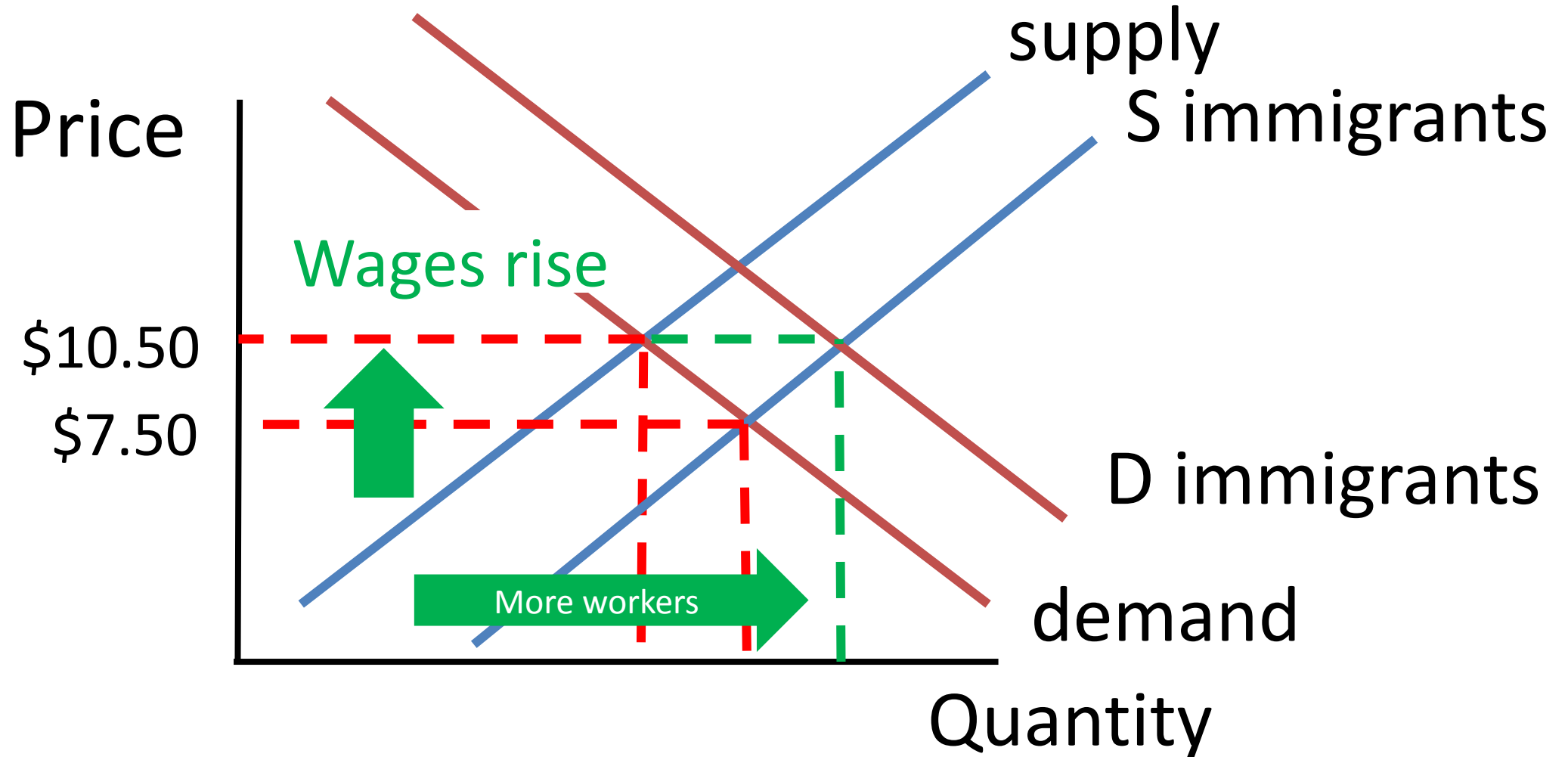
Wages practice



Wages practice



Wages practice

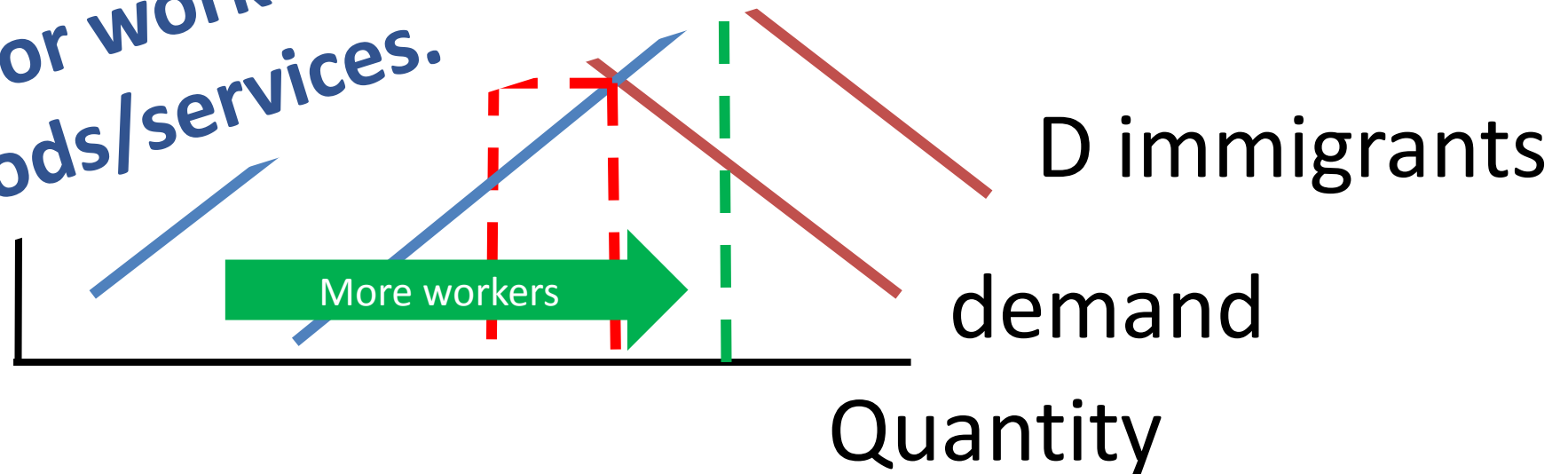


Wages practice

Price ↓

More workers can create higher demand for goods/services. Which creates a higher demand for workers to fill the demand for more goods/services.

migrants



Objectives

Big Picture, what should you take away from these webinars?

- 1. The gainers gain more than the losers lose.**
- 2. The difference between the seen and unseen about immigration.**
- 3. Jobs are not a zero-sum equation.**
- 4. People's views on immigration oftentimes depend on whether immigrants are a substitute or a complement to their labor.**

Connections to tomorrow's webinar

Tomorrow we will delve deeper into the idea of immigrants acting as a **substitute or a complement** for existing labor with a **jigsaw puzzle activity** for the class.

I will show you a resource you can use to explain the barriers to entry for legal immigrants.

We will also discuss the role immigrants play on **government spending and earnings** at both the state and federal level.

We will go over a quick **check for understanding** you can use with **immigration and GDP**.

We will also look at the **impact of immigration on unemployment levels**.

Thanks!/Questions?

- Thank you all for attending, hopefully your **MB › MC!**
- Are there any questions?


Thank You to Our Sponsors!



Alfred P. Sloan
FOUNDATION



intuit powering
prosperity

 **turbotax.**

 **quickbooks.**

 **mint.**